




# $\alpha^2$ Capital

Market Recap: Week 18  
(4/29/2020 – 5/5/2020)

---


Remdesivir shows positive results in treating COVID-19.



Dow: 24,633.86 (+2.21%)	U.S. Oil: 15.36 (+15.69%)
Nasdaq: 8,914.71 (+3.57%)	Gold: 1,711.86 (+0.21%)
S&P500: 2,939.51 (+2.66%)	VIX: 31.23 (-6.97%)

Gilead's ([\\$GILD](#), +5.68%) new coronavirus treating drug, Remdesivir, shows positive results in first round of human trials. This news pushed markets higher as the global search for an effective COVID-19 treatment and cure persists. While the rest of the healthcare sector ended the day with small gains, energy and tech led equities to the upside as both sectors surged. Oil markets continue to search for stability as the commodity ends the day higher.


U.S. equity markets post best month in 33 years as stocks recover from March lows.



Dow: 24,345.73 (-1.17%)	U.S. Oil: 19.05 (+24.03%)
Nasdaq: 8,889.55 (-0.28%)	Gold: 1,686.13 (-1.50%)
S&P500: 2,912.43 (-0.92%)	VIX: 34.15 (+9.35%)

The S&P 500 index finished the month of April up 12.68% recovering most of the losses the index incurred in March. While healthcare and tech outperformed other areas of the market, the energy sector ETF, \$VDE, finished the month 32.21% higher as the sector looks to recover after experiencing one of the worst demand shocks in history. While the market has recovered quickly, uncertainty still exists as major earnings releases in the upcoming month will display the true impact of the coronavirus at a corporate level.

“Sell in May and Go Away”




Dow: 23,723.70 (-2.55%)	U.S. Oil: 19.70 (+3.41%)
Nasdaq: 8,604.95 (-3.20%)	Gold: 1,698.22 (+0.72%)
S&P500: 2,830.71 (-2.81%)	VIX: 37.19 (+8.90%)

The adage that points to divesting from May – October due to lower average returns than November – April has gained popularity as markets start the month of May deep in the red.

The energy sector dragged the market lower as the Vanguard ETF (\$VDE) finished the day down 5.96%. From a technical perspective, the S&P 500 fell out of the uptrend created from the lows set on March 23<sup>rd</sup> and the bottom on April 21<sup>st</sup>. Along with falling below this supportive trend line, the index closed below the 8-day EMA.


Markets make back some of the losses that major indices incurred on the 1<sup>st</sup> of the month.



Dow: 23,749.76 (+0.11%)	U.S. Oil: 23.50 (+19.33%)
Nasdaq: 8,710.71 (+1.23%)	Gold: 1,700.13 (+0.11%)
S&P500: 2,842.74 (+0.42%)	VIX: 35.97 (-3.28%)

Throughout this rebound the S&P 500 index has used the 21-day EMA as a very strong support level. After testing that level intraday, the market pushed higher ending the trading session green. The tech heavy NASDAQ closed above 1% as big tech names continue to show strong uptrends. Volatility continues to remain low during this recovery as the Volatility Index (\$VIX) closed in the 30s for its 7<sup>th</sup> consecutive trading day.

Technology continues to show strong support as the sector leads equity indices higher.



Dow: 23,883.09 (+0.56%)	U.S. Oil: 27.11 (+15.35%)
Nasdaq: 8,809.12 (+1.13%)	Gold: 1,705.65 (+0.32%)
S&P500: 2,868.44 (+0.90%)	VIX: 33.61 (-6.56%)

The Vanguard technology ETF (\$VGT) is now up 34.64% off the lows set on March 23<sup>rd</sup> as investors eagerly get back into popular mega-cap IT names. While technology and healthcare lead the market in its COVID-19 recovery, oil extends its win streak to 6 consecutive days. After oil futures closed negative back on April 21<sup>st</sup>, the commodity is trying to find support once again.



*Advisory services are only offered to clients or prospective clients where Alpha Squared Capital, LLC and its representatives are properly licensed or exempt from licensure. Past performance is no guarantee of future returns. Investing involves risk and possible loss of principal capital. No advice may be rendered by Alpha Squared Capital, LLC unless a client service agreement is in place. Please contact us at your earliest convenience with any questions regarding the content of this presentation and how it may be the right strategy for you. The information contained within is not warranted to be accurate, complete or timely. These documents are only intended for use by the addressed parties and contain confidential and or privileged company information. Copying or distribution of this material is strictly prohibited. “Likes” are not intended to be endorsements of our firm, our advisors or our services. Please be aware that while we monitor comments and “likes” left on this page, we do not endorse or necessarily share the same opinions expressed by site users. While we appreciate your comments and feedback please be aware that any form of testimony from current or past clients about their experience with our firm is strictly forbidden under current securities laws. Please honor our request to limit your posts to industry-related educational information and comments.*